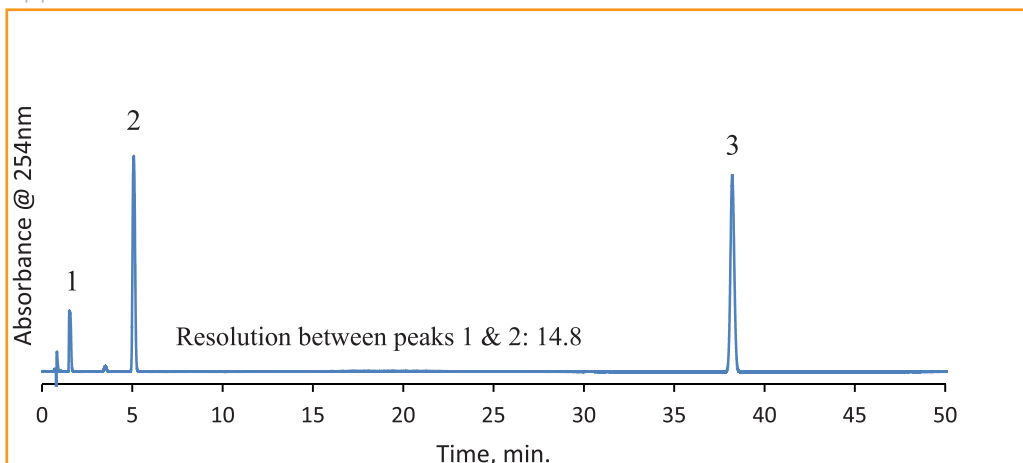




Separation of Paracetamol and Impurities According to EP 9.4

Application Note 171-EP



PEAK IDENTITIES:

1. 4-Aminophenol (Impurity K)
2. Paracetamol
3. N-(4-Chlorophenyl) acetamide (Impurity J)

A HALO® C18 column is used to separate paracetamol and two of its impurities following the European Pharmacopoeia 9.4 monograph for paracetamol. This method is used to examine several paracetamol impurities providing high resolution between peaks while leaving sufficient separation in the baseline for any other impurity or degradant peaks that may be present in a sample.

TEST CONDITIONS:

Column: HALO 90 Å C18, 2.7 µm,
2.1 x 100 mm

Part Number: 92812-602

Mobile Phase:

A: 20 mM potassium phosphate buffer
B: Methanol

Gradient:	Time (min)	% B
	0-1	5
	1-10	5-10
	10-20	10
	20-40	10-34
	40-50	34

Flow Rate: 0.3 mL/min

Pressure: 171 bar

Temperature: 30 °C

Detection: UV 254 nm, PDA

Injection Volume: 5.0 µL

Sample Solvent: 5/95 methanol/water

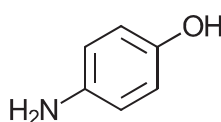
Data Rate: 40 Hz

Response Time: 0.005 sec

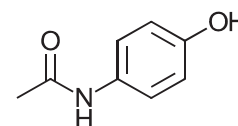
Flow Cell: 2.0 µL

LC System: Agilent 1200 SL

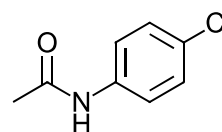
STRUCTURES:



4-aminophenol



Paracetamol



N-(4-chlorophenyl) acetamide

