




Current LC/MS Approaches for PFAS Analysis with Short and Long Chain Mixtures

Barry Boyes, Joshua McBee, Conner McHale



Barry Boyes:
Chief Technology Officer
Advanced Materials Technology

bboyes@advanced-materials-tech.com
Phone: 1-302-992-8060 *1111

EAS: Monday, November 18, 2024, 2:00pm

Presentation Outline

- **Advanced Materials Technology**

- Superficially Porous Particles (SPP) vs. Fully Porous Particles (FPP)
- C18 Product Portfolio

- **Short and Long Chain PFAS**

- Existing Methods
- The Challenge
- Charge Surface RP/AEX

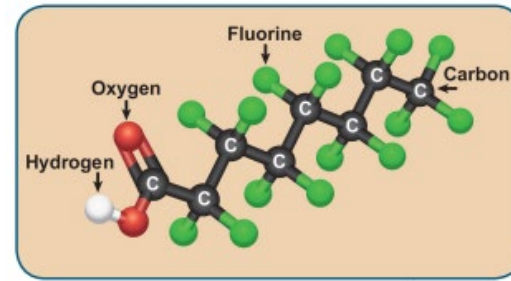

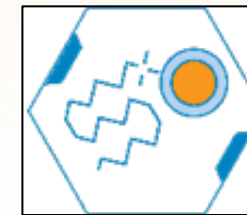
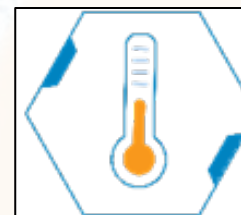


Image credit: NIEHS.



- **Method Development**

- Column Selection
- Mobile Phase Optimization
- Dry Lab Optimization



- **Applications**

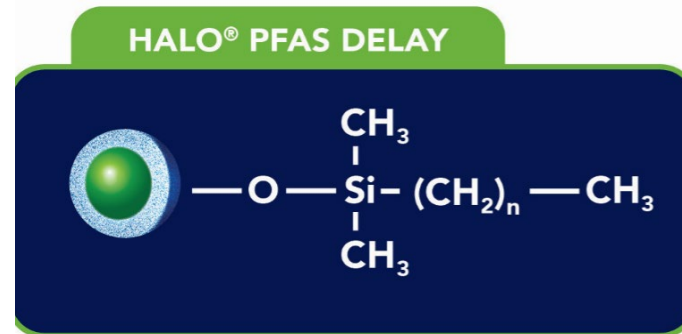
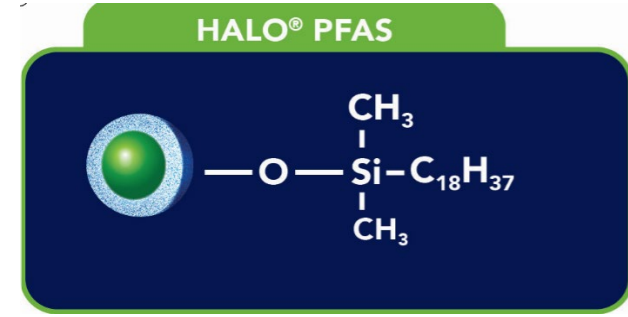
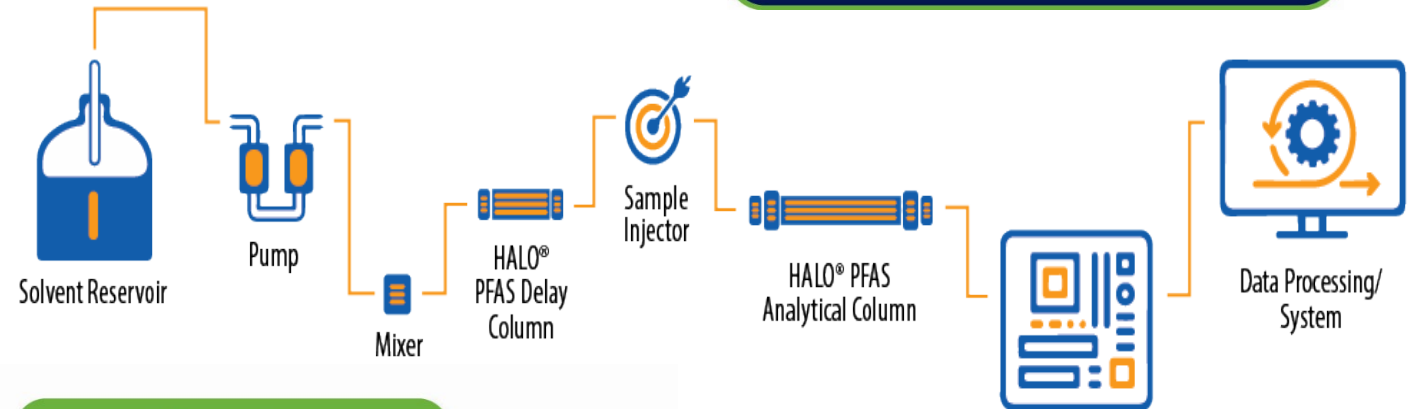

- 2D LC Approach
- Well Water and Soil Samples (Collaboration w/ PFAS Solutions)



- **Technical Resources/ Support**

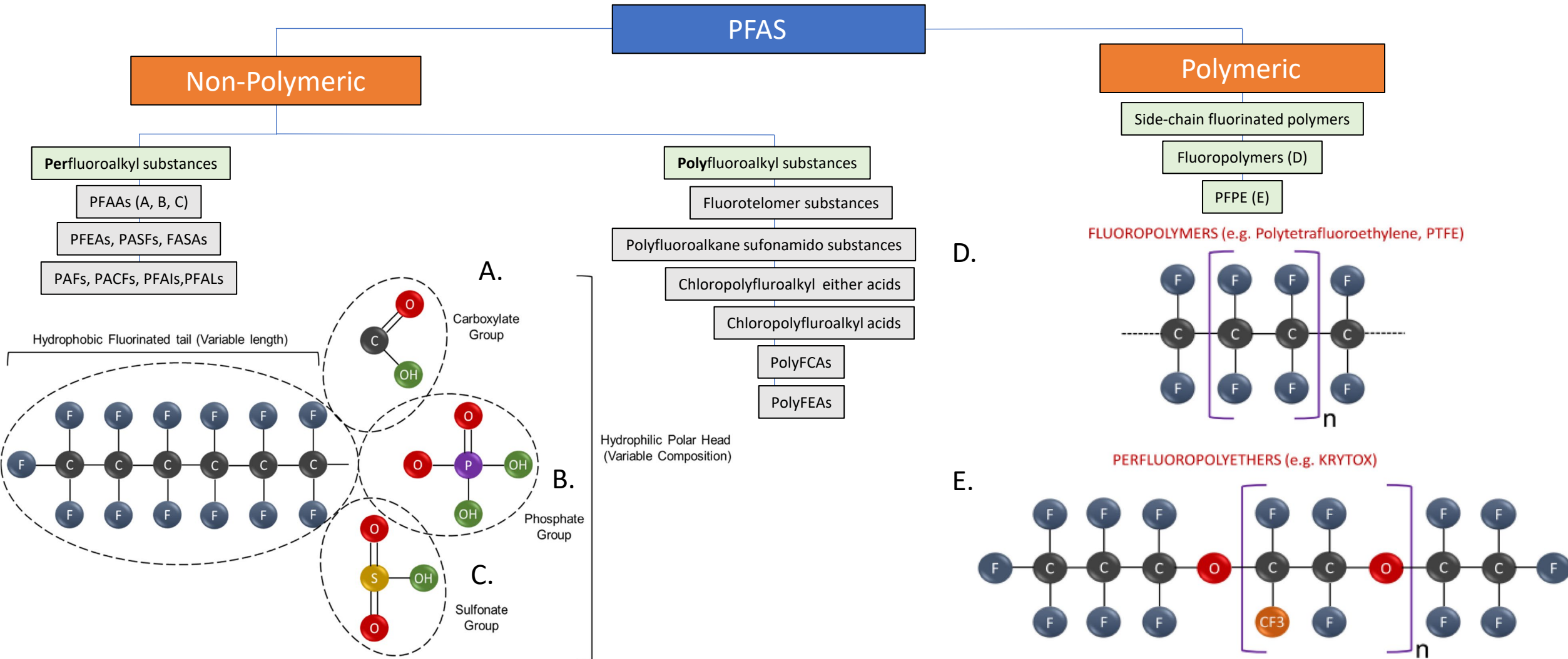
HALO[®] Enviroclass: PFAS Solution

HALO[®]



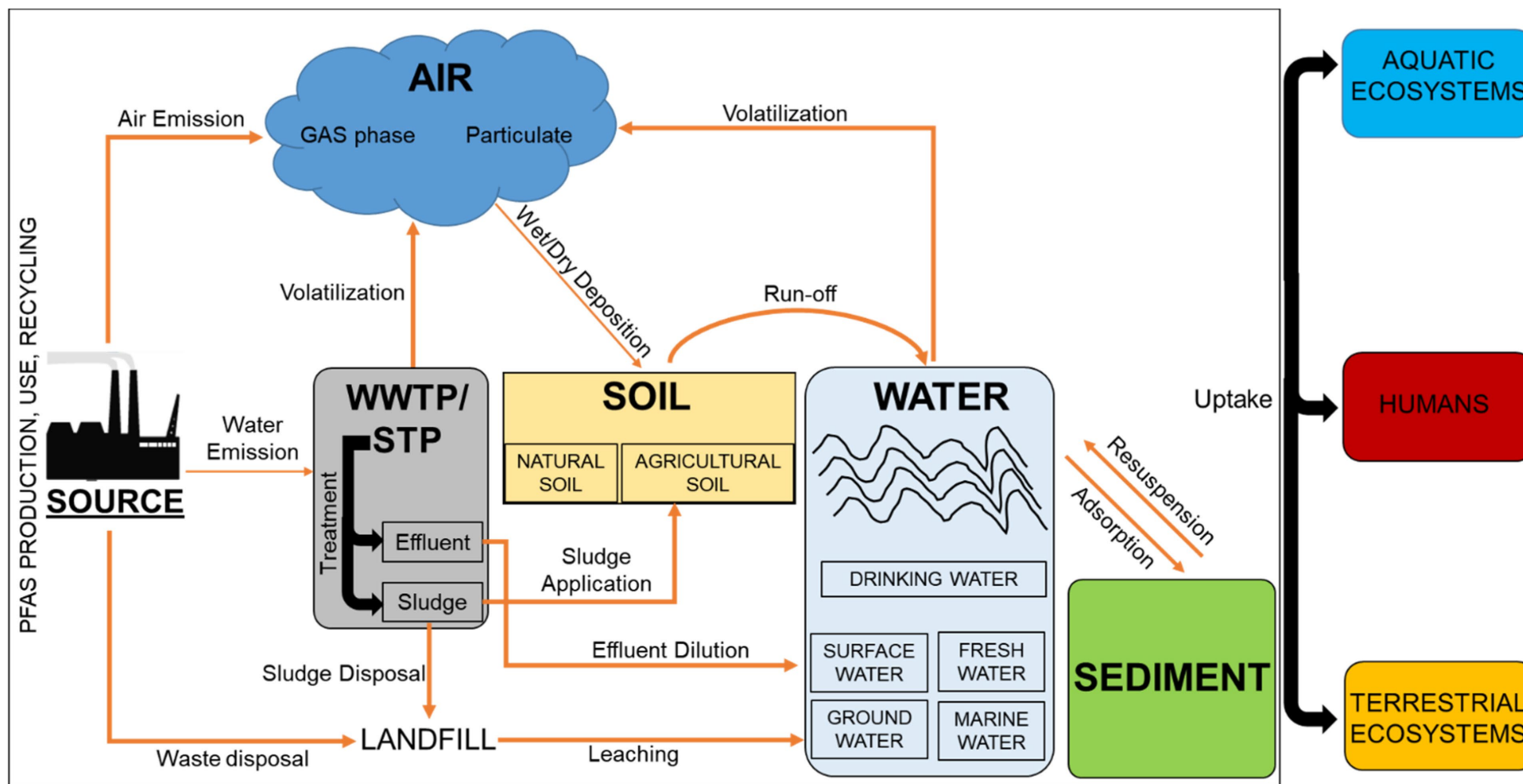
The PFAS Family

Panieri E, Baralic K, Djukic-Cosic D, Buha Djordjevic A, Saso L. PFAS Molecules: A Major Concern for the Human Health and the Environment. *Toxics*. 2022; 10(2):44. <https://doi.org/10.3390/toxics10020044>



PFAS Environmental Distribution and Exposure Routes

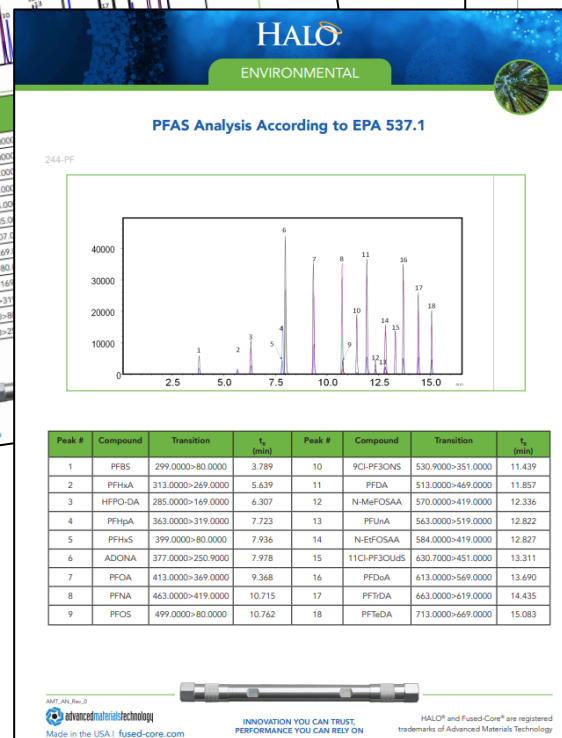
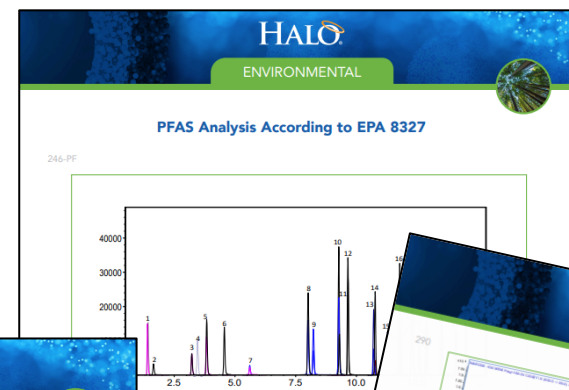
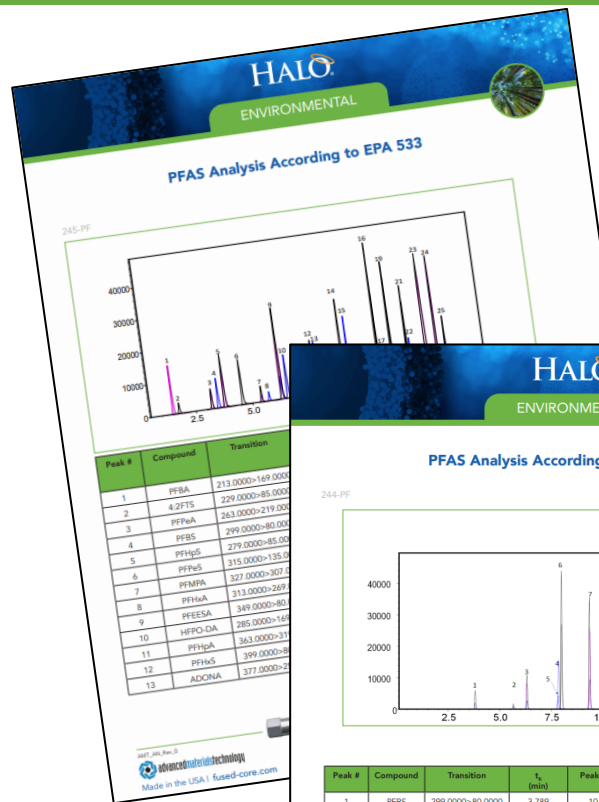
Panieri E, Baralic K, Djukic-Cosic D, Buha Djordjevic A, Saso L. PFAS Molecules: A Major Concern for the Human Health and the Environment. *Toxics*. 2022; 10(2):44. <https://doi.org/10.3390/toxics10020044>

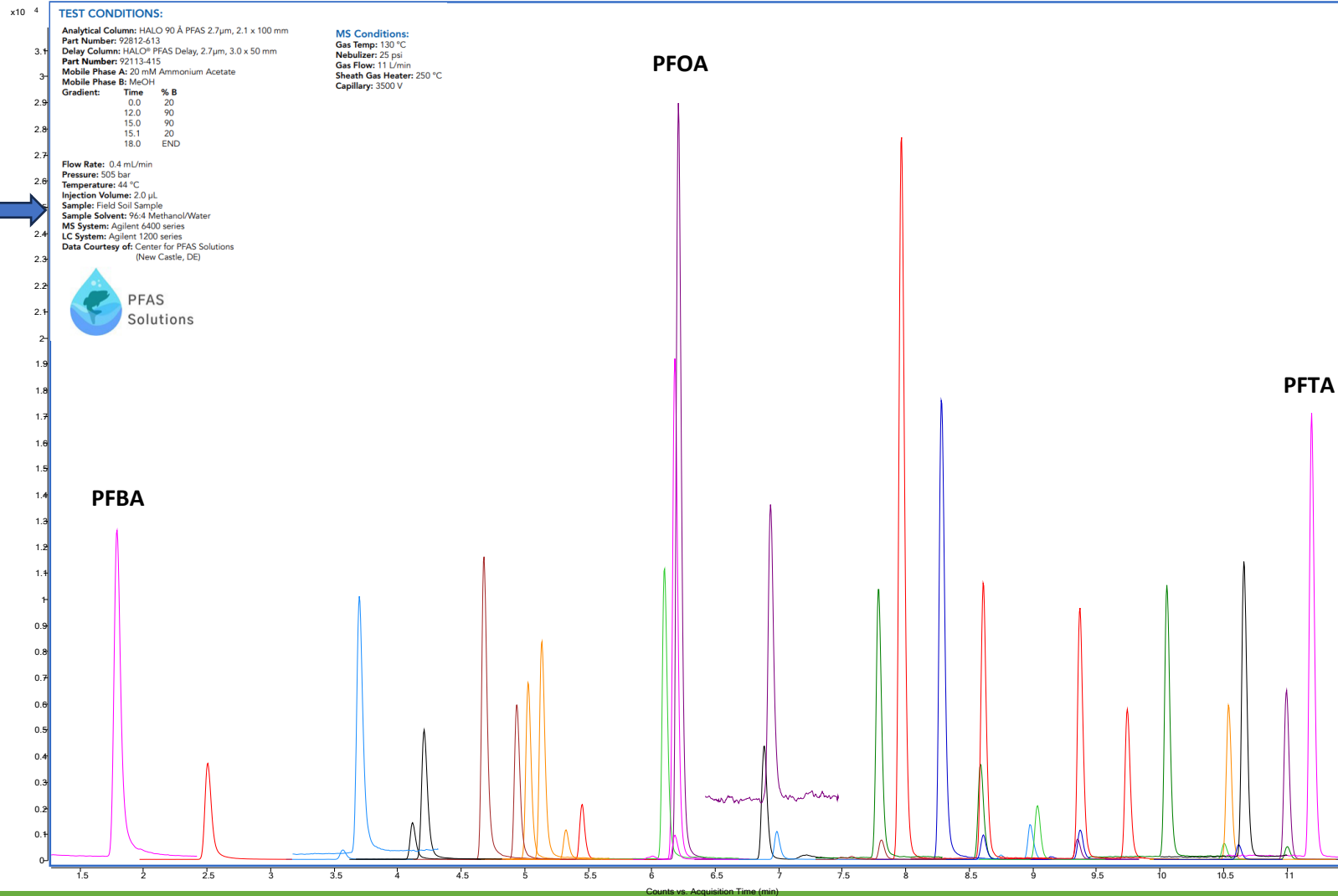


EPA PFAS Drinking Water Laboratory Methods



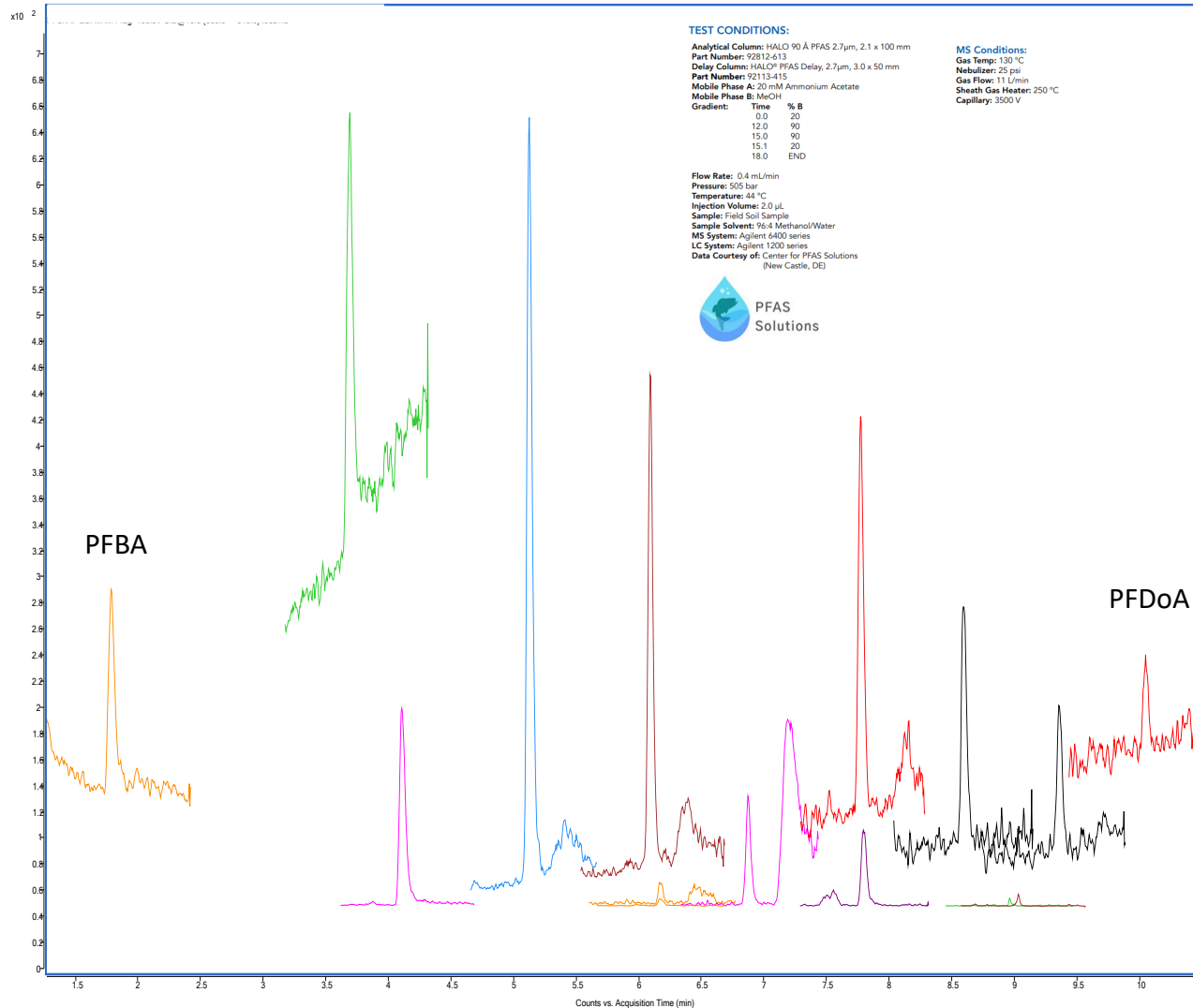
Method	Matrix			Calibration Type		# of PFAS
	Drinking Water	Non-Potable Water	Solid	External	Isotope Dilution	
EPA 533	<input checked="" type="radio"/>	<input type="radio"/>	<input type="radio"/>	<input type="radio"/>	<input checked="" type="radio"/>	25
EPA 537.1	<input checked="" type="radio"/>	<input type="radio"/>	<input type="radio"/>	<input checked="" type="radio"/>	<input type="radio"/>	18
EPA 537.1 (modified)	<input type="radio"/>	<input checked="" type="radio"/>	<input checked="" type="radio"/>	<input type="radio"/>	<input checked="" type="radio"/>	Various
EPA 1633	<input type="radio"/>	<input checked="" type="radio"/>	<input checked="" type="radio"/>	<input type="radio"/>	<input checked="" type="radio"/>	40
EPA 8327	<input type="radio"/>	<input checked="" type="radio"/>	<input type="radio"/>	<input checked="" type="radio"/>	<input type="radio"/>	24
ASTM 7968	<input type="radio"/>	<input type="radio"/>	<input checked="" type="radio"/>	<input checked="" type="radio"/>	<input type="radio"/>	21-31
ASTM 7979	<input type="radio"/>	<input checked="" type="radio"/>	<input type="radio"/>	<input checked="" type="radio"/>	<input type="radio"/>	21-31
ASTM 8421	<input type="radio"/>	<input checked="" type="radio"/>	<input type="radio"/>	<input checked="" type="radio"/>	<input checked="" type="radio"/>	44





Analyte	Abbreviation	Retention Time (min)
Perfluorobutanoic acid	PFBA	1.79
Perfluoro-3-methoxypropanoic acid	PFMPA	2.51
3-perfluoropropyl propanoic acid	3:3 FTCA	3.57
Perfluoropentanoic acid	PFPeA	3.70
Perfluorobutanesulfonic acid	PFBS	4.12
Perfluoro-4-methoxybutanoic acid	PFMBA	4.21
Perfluoro(2-ethoxyethane)sulfonic acid	PFEESA	4.68
Nonafluoro-3,6-dioxiheptanoic acid	NFDHA	4.94
1H, 1H, 2H, 2H-Perfluorohexane sulfonic acid	4:2FTS	5.03
Perfluorohexanoic acid	PFHxA	5.14
Perfluoropentanesulfonic acid	PFPeS	5.33
Hexafluoropropylene oxide dimer acid	HFPO-DA	5.45
Perfluoroheptanoic acid	PFHpA	6.10
Perfluorohexanesulfonic acid	PFHxS	6.18
2H,2H,3H,3H-Perfluorooctanoic acid	5:3 FTCA	6.18
4,8-dioxa-3H-perfluorononanoic acid	ADONA	6.21
1H, 1H, 2H, 2H-Perfluorooctane sulfonic acid	6:2FTS	6.89
Perfluorooctanoic acid	PFOA	6.93
Perfluoroheptanesulfonic acid	PFHpS	6.99
Perfluorononanoic acid	PFNA	7.79
Perfluorooctanesulfonic acid	PFOS	7.81
3-perfluoroheptyl propanoic acid	7:3 FTCA	8.00
9-Chlorohexadecafluoro-3-oxanonane-1-sulfonic acid	9Cl-PF3ONS	8.28
1H, 1H, 2H, 2H-Perfluorodecane sulfonic acid	8:2FTS	8.59
Perfluorononanesulfonic acid	PFNS	8.61
Perfluorodecanoic acid	PFDA	8.61
N-methyl perfluorooctanesulfonamidoacetic acid	NMeFOSAA	8.98
Perfluorooctanesulfonamide	PFOSA	9.04
Perfluorodecanesulfonic acid	PFDS	9.35
Perfluoroundecanoic acid	PFUnA	9.37
N-ethyl perfluorooctanesulfonamidoacetic acid	NEtFOSAA	9.37
11-Chloroicosadecafluoro-3-oxaundecane-1-sulfonic acid	11Cl-PF3OUdS	9.74
Perfluorododecanoic acid	PFDoA	10.05
N-Methyl Perfluorooctanesulfonamide	NMeFOSA	10.51
N-Methyl Perfluorooctanesulfonamidoethanol	NMeFOSE	10.54
Perfluorododecanesulfonic acid	PFDoS	10.62
Perfluorotridecanoic acid	PFTTrDA	10.66
N-Ethyl Perfluorooctanesulfonamidoethanol	NEtFOSE	11.00
N-Ethyl Perfluorooctanesulfonamide	NEtFOSA	11.00
Perfluorotetradecanoic acid	PFTA	11.19

Field Soil Sample



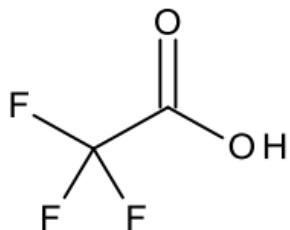
Analyte	Abbreviation	Retention Time (min)
Perfluorobutanoic acid	PFBA	1.79
Perfluoropentanoic acid	PFPeA	3.70
Perfluorobutanesulfonic acid	PFBS	4.12
Nonafluoro-3,6-dioxaheptanoic acid	NFDHA	4.94
Perfluorohexanoic acid	PFHxA	5.14
Perfluoroheptanoic acid	PFHpA	6.10
Perfluorohexanesulfonic acid	PFHxS	6.18
2H,2H,3H,3H-Perfluorooctanoic acid	5:3 FTCA	6.18
1H, 1H, 2H, 2H-Perfluorooctane sulfonic acid	6:2FTS	6.89
Perfluorononanoic acid	PFNA	7.79
Perfluorooctanesulfonic acid	PFOS	7.81
Perfluorodecanoic acid	PFDA	8.61
N-methyl perfluorooctanesulfonamidoacetic acid	NMeFOSAA	8.98
Perfluorooctanesulfonamide	PFOSA	9.04
Perfluoroundecanoic acid	PFUnA	9.37
N-ethyl perfluorooctanesulfonamidoacetic acid	NEtFOSAA	9.37
Perfluorododecanoic acid	PFDoA	10.05

Exemplary Ultra Short-Chain PFAS (USC)

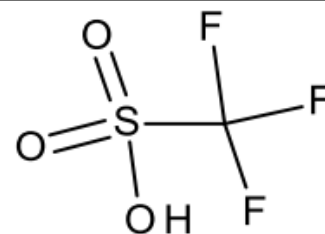
Challenges:

- Retention
- Sensitivity
- Peak Shape

TFA
114.02 MW

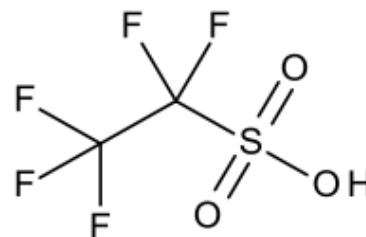


C1



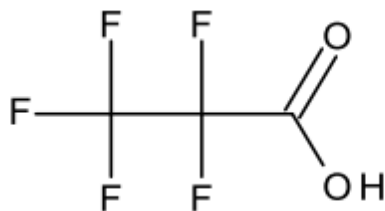
PFMtS
150.08 MW

C2

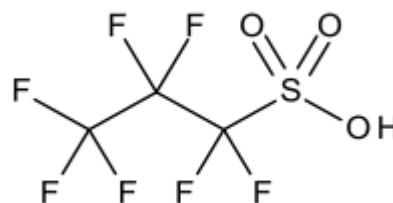


PFEtS
200.08 MW

PFPrA
164.03 MW

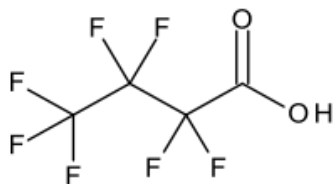


C3

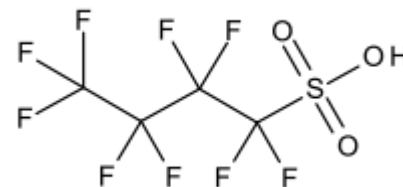


PFPrS
250.09 MW

PFBA
214.04 MW



C4



PFBS
300.10 MW



Ultrashort-chain-PFAS (C1-C4)
DRE-A30000064MW

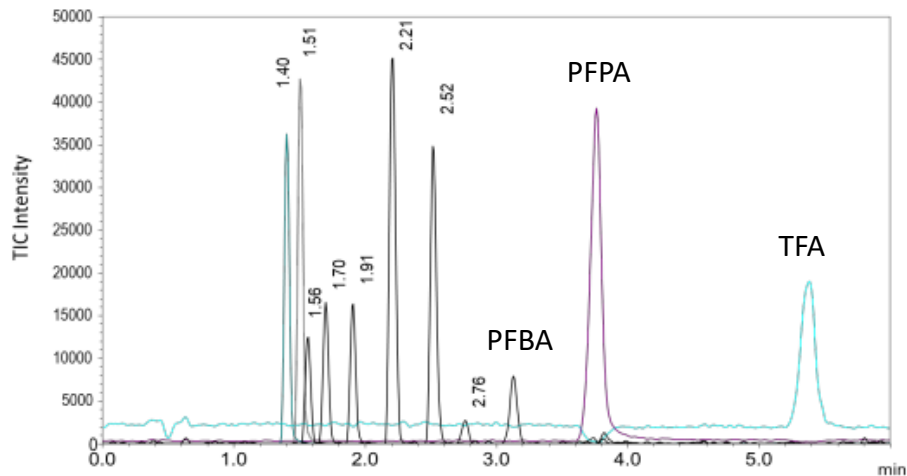
- Fluorine inductive effect causes low pKa's for compounds with an adjacent R-OH, R-COOH or R-SO₃H.
- Many compounds of interest are *fully ionized* under typical LC separation and ESI conditions.

HILIC vs. Reverse Phase: Charged Surface Materials

HILIC: Charged Surface

EXAMPLE SEPARATION OF PFAS on HALO® HILIC-Plus Prototype Column

Conditions: 2.1 ID x 100 mm HALO HILIC-Plus Prototype, 0.5 mL/min; 35°C
85-65% B in 5 minutes, hold for 1 min., return to 85%;
B- 80% AcN/20%IPA/0.1% FA, A – 0.1% FA/10 mM AF in water



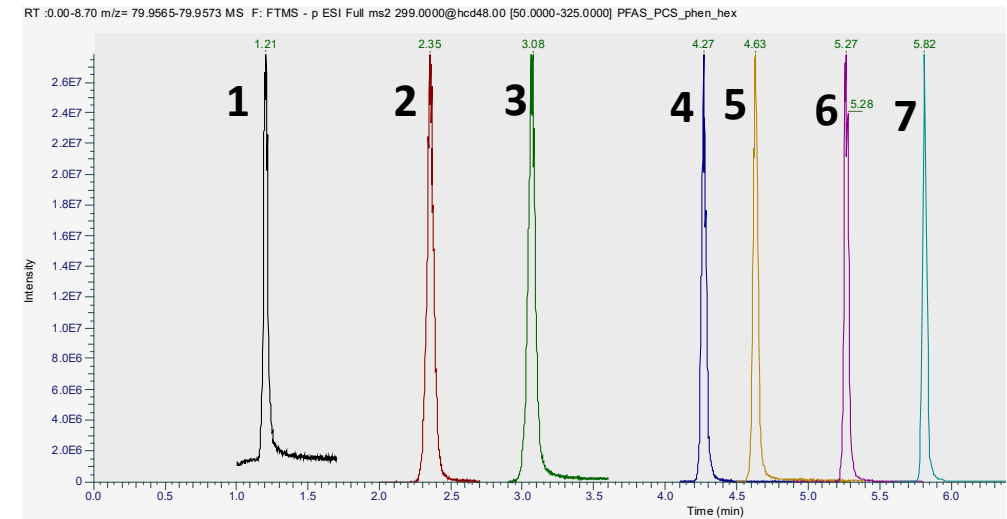
Rt and Compounds:

1.40 - 11-Chloroeicosafuoro-3-oxanonane-1-sulfonate	2.52 - Perfluorohexanoic acid
1.51 - 9-Chlorohexadecafluoro-3-oxanonane-1-sulfonate	2.76 - Perfluoropentanoic acid
1.56 - Perfluorooctanesulfonic acid	3.13 - Perfluorobutanoic acid
1.70 - Perfluorohexanesulfonic acid	3.76 - Perfluoropropionic acid
1.91 - Perfluorobutanesulfonic acid	5.38 - Trifluoroacetic acid
2.21 - Perfluorooctanoic acid	

Reverse Phase: Charged Surface

EXAMPLE SEPARATION OF PFAS on HALO® PCS-Phenyl-Hexyl

Conditions: 2.1 ID x 100 HALO PCS Phenyl Hexyl, 0.4 mL/min; 40°C
2-95% B in 7 minutes, hold for 1 min., return to 2%;
B- MeOH, A-5mM Amm. Formate, 0.05% FA in water
Thermo QE-HF in PRM mode

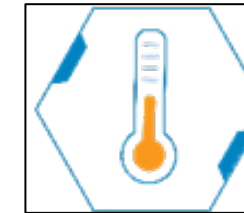
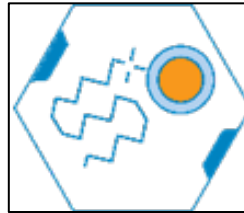


- | | |
|----------------------------------|----------------------------------|
| 1. Trifluoroacetic acid | 5. Perfluorobutanoic acid |
| 2. Perfluoromethanesulfonic acid | 6. Perfluoropropanesulfonic acid |
| 3. Perfluoropropionic acid | 7. Perfluorobutanesulfonic acid |
| 4. Perfluoroethanesulfonic acid | |

Method Development: USC to LC

Column Selection

- Reverse Phase vs. HILIC?
- Stationary Phase – Mixed
- Column Dimension
- SPP vs. FPP

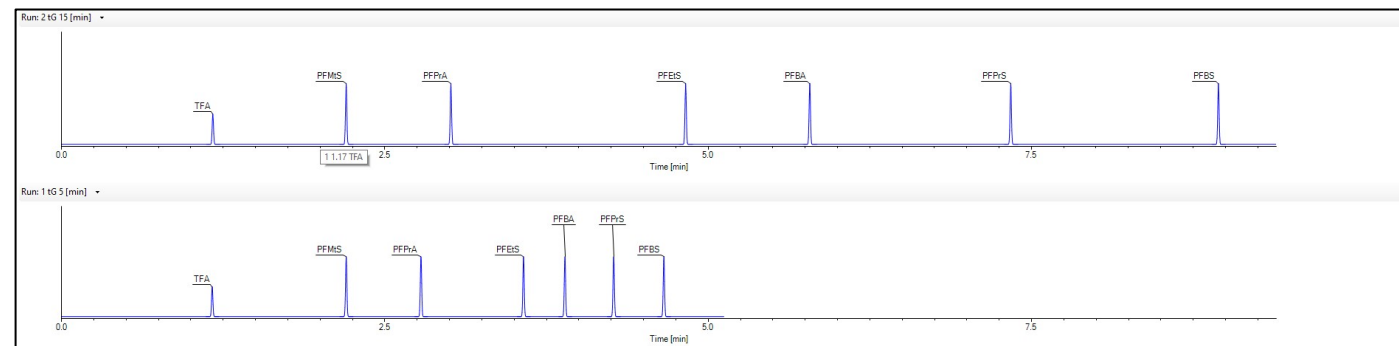


Mobile Phase Optimization

- Acidic Modifier/ Concentration
- Buffer Modifier/ Concentration
- pH, Temperature

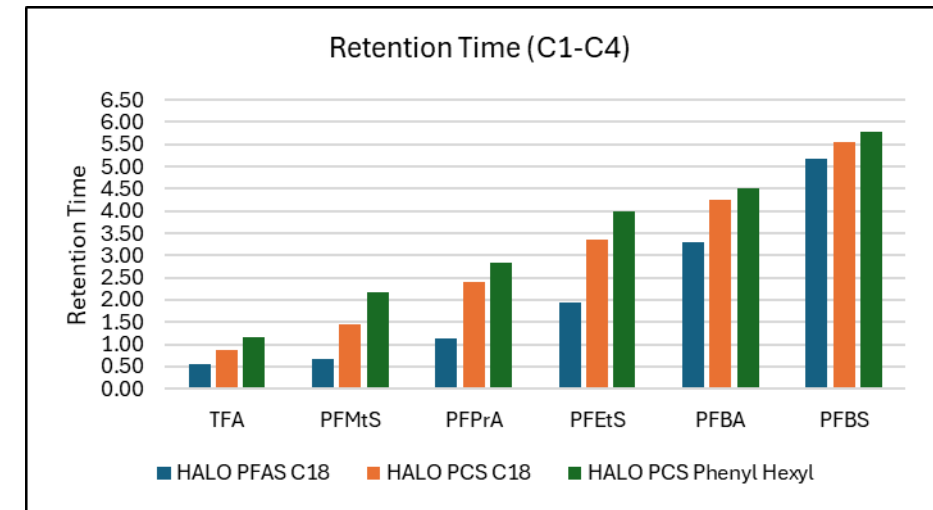
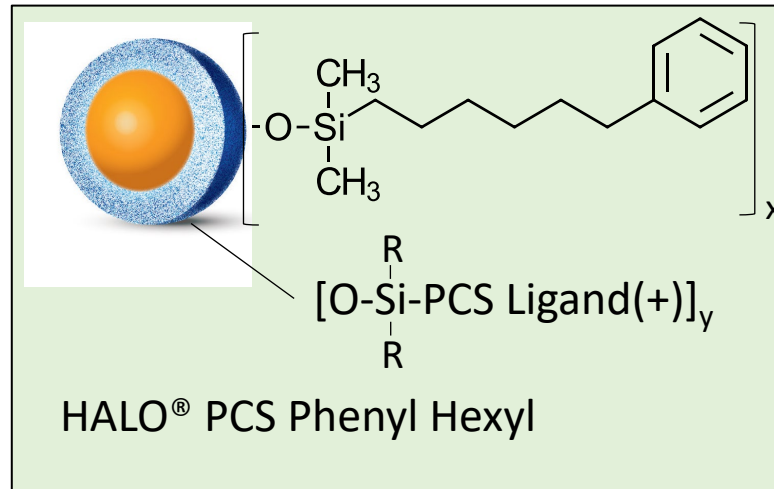
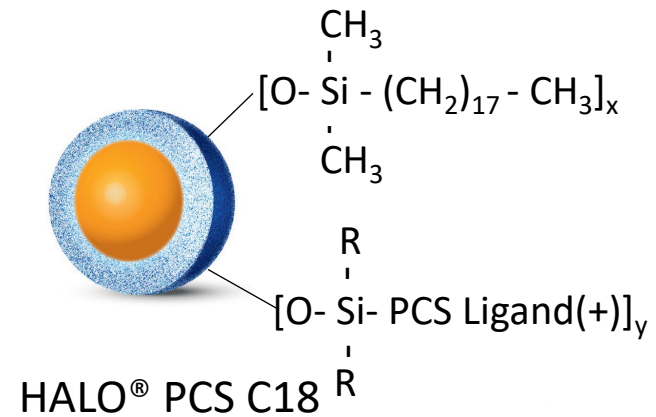
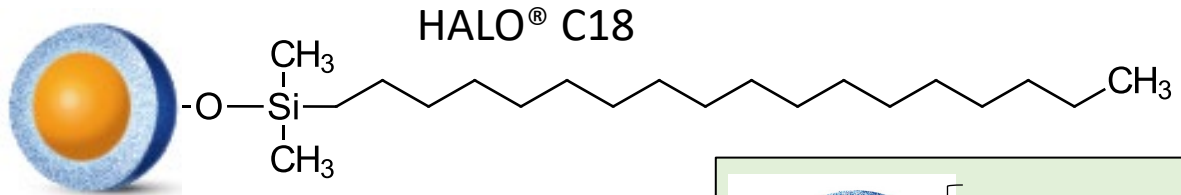


Dry Lab Optimization



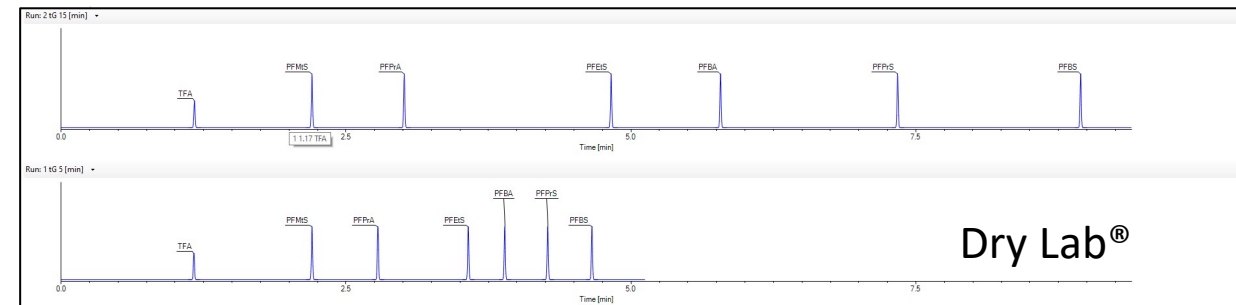
Method Development: USC to LC

Stationary Phase Mobile phase Temperature Gradient



Aqueous Additive	Concentration
Formic Acid	0.01-0.1%
Acetic Acid	0.01-0.1%
Ammonium Formate	5mM
Ammonium Acetate	5mM
Ammonium Formate/ Formic Acid	5mM, 0.05%

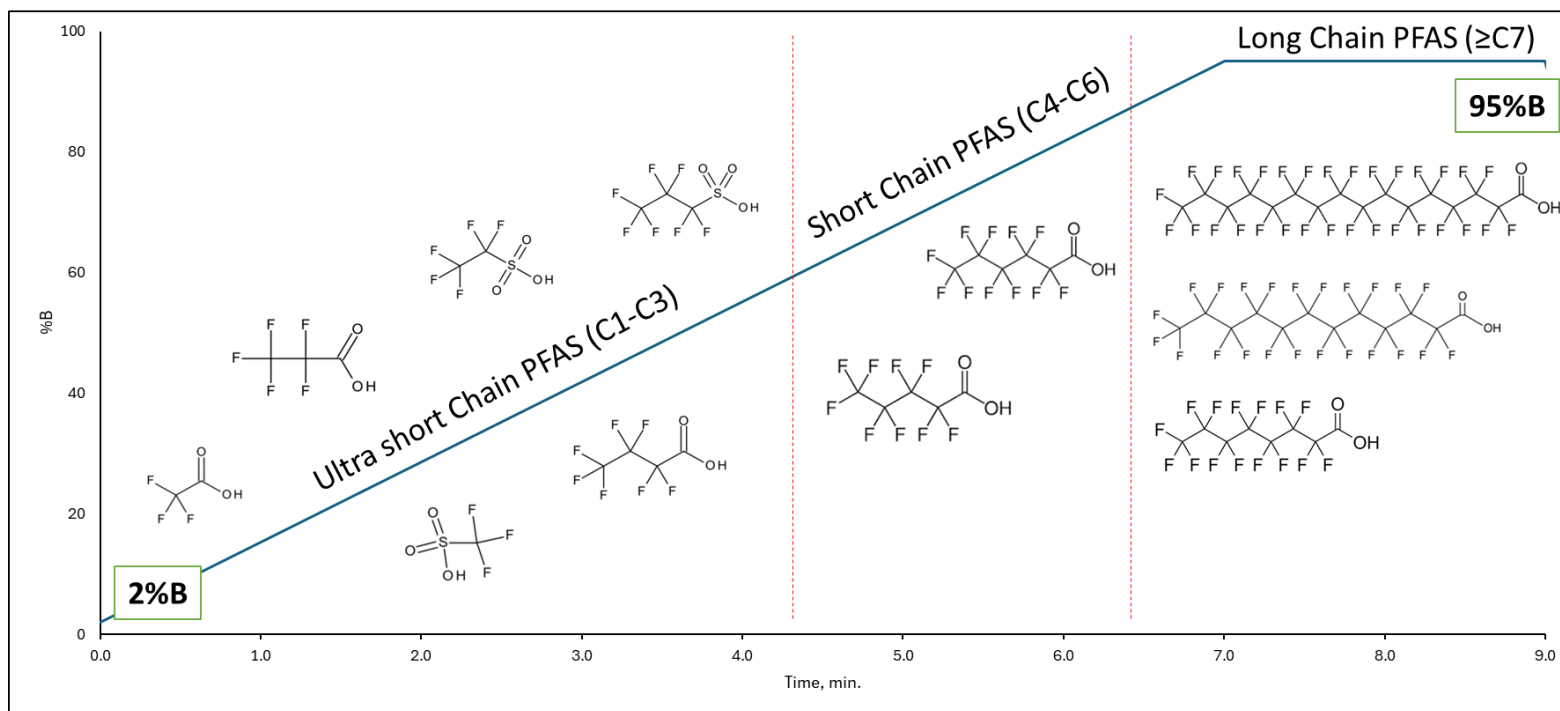
Temperature
30°C
40°C
Organic Modifier
Acetonitrile
Methanol



Dry Lab®

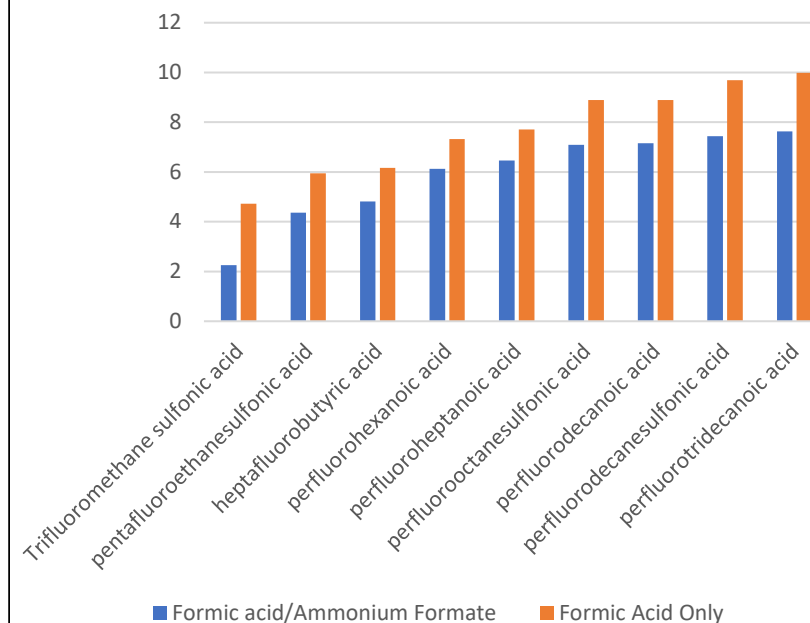
Scouting Conditions

Gradient Conditions: 2-95% B in 7min, 2 min. hold, Flow Rate 0.4 mL/min



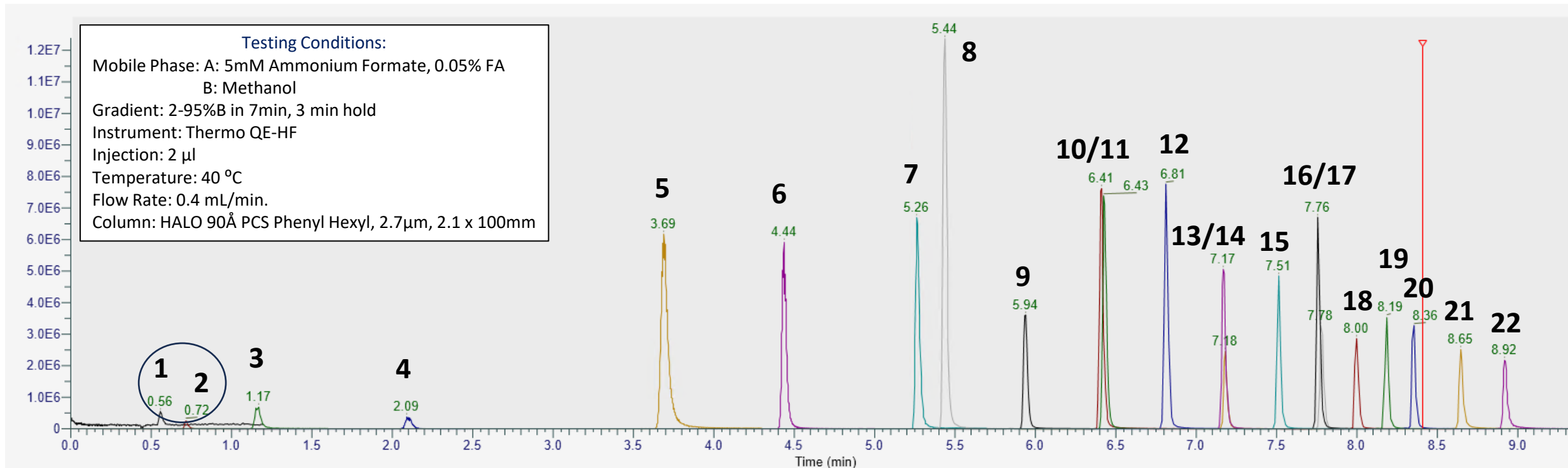
Aqueous Component Comparisons

PFAS Retention Time Shift in Formic Acid



- Increase USC retention with good speak shape including elution of LC PFAS
- Minimize interference with MS signal
- Common reagents in use or similar to previous methods
- Maintain full system pressure below 500 bar

PFAS C18 Non-Normalized: PRM QEx HF

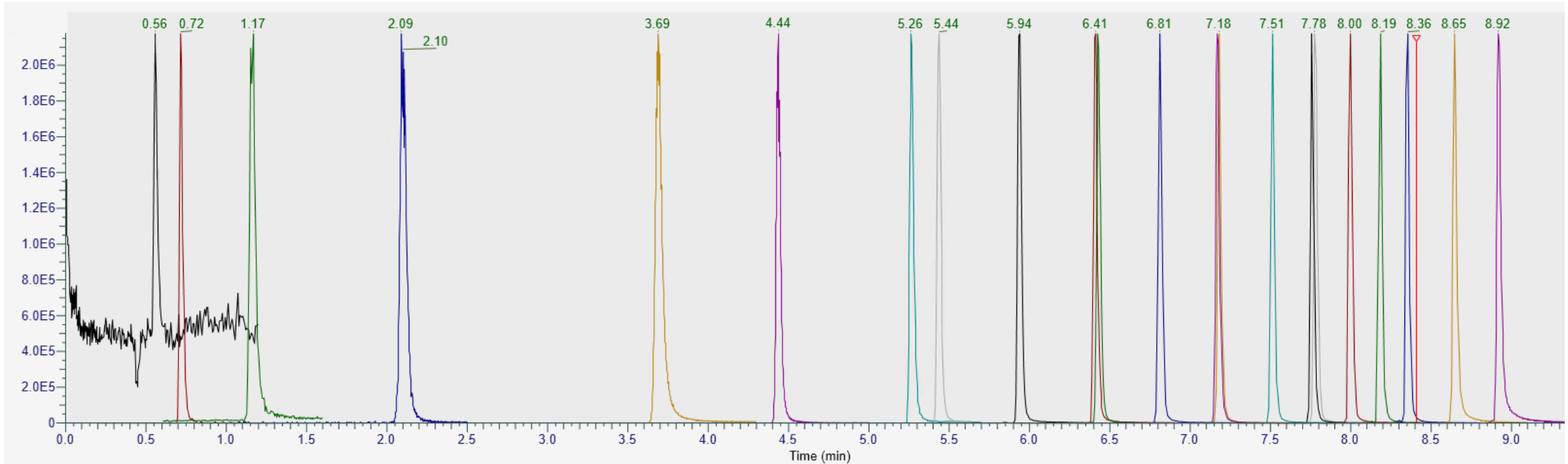


- 1. Trifluoro acetic acid
- 2. Trifluoromethane sulfonic acid
- 3. pentafluoropropionic acid
- 4. pentafluoroethanesulfonic acid
- 5. heptafluorobutyric acid
- 6. perfluoropropanesulfonic acid

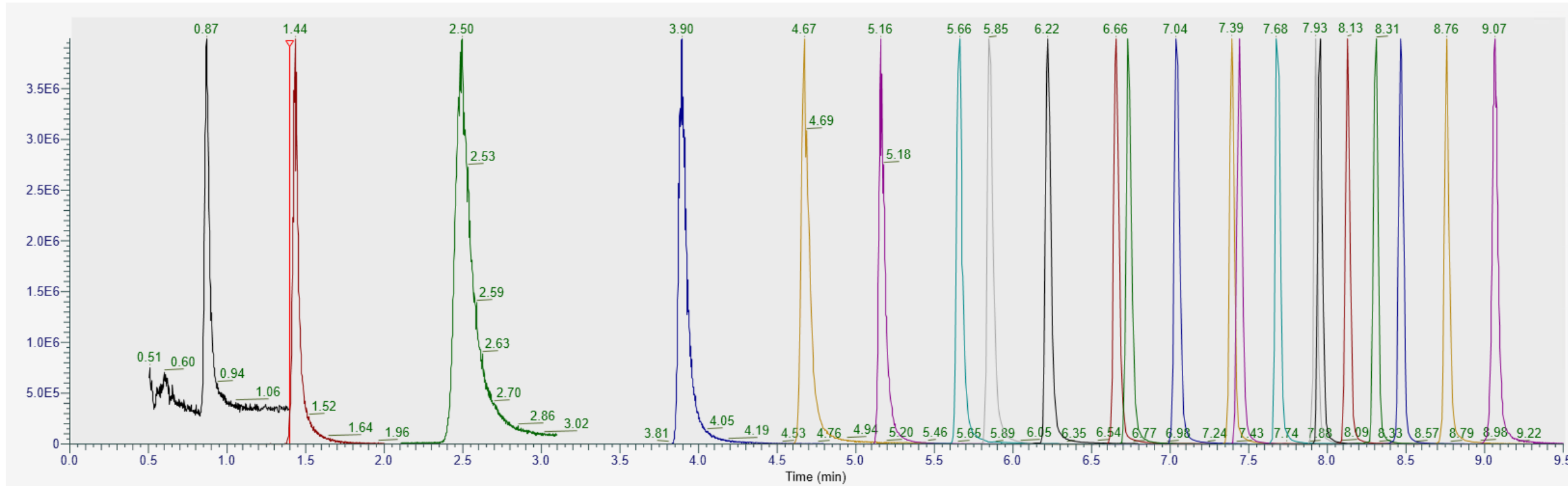
- 7. perfluoropentanoic acid
- 8. perfluorobutanesulfonic acid
- 9. perfluorohexanoic acid
- 10. perfluoroheptanoic acid
- 11. perfluorohexanesulfonic acid
- 12. perfluorooctanoic acid

- 13. perfluorononanoic acid
- 14. perfluorooctanesulfonic acid
- 15. perfluorodecanoic acid
- 16. perfluoroundecanoic acid
- 17. perfluorodecanesulfonic acid
- 18. perfluorododecanoic acid

- 19. perfluorotridecanoic acid
- 20. perfluorotetradecanoic acid
- 21. perfluorohexadecanoic acid
- 22. perfluorooctadecanoic acid

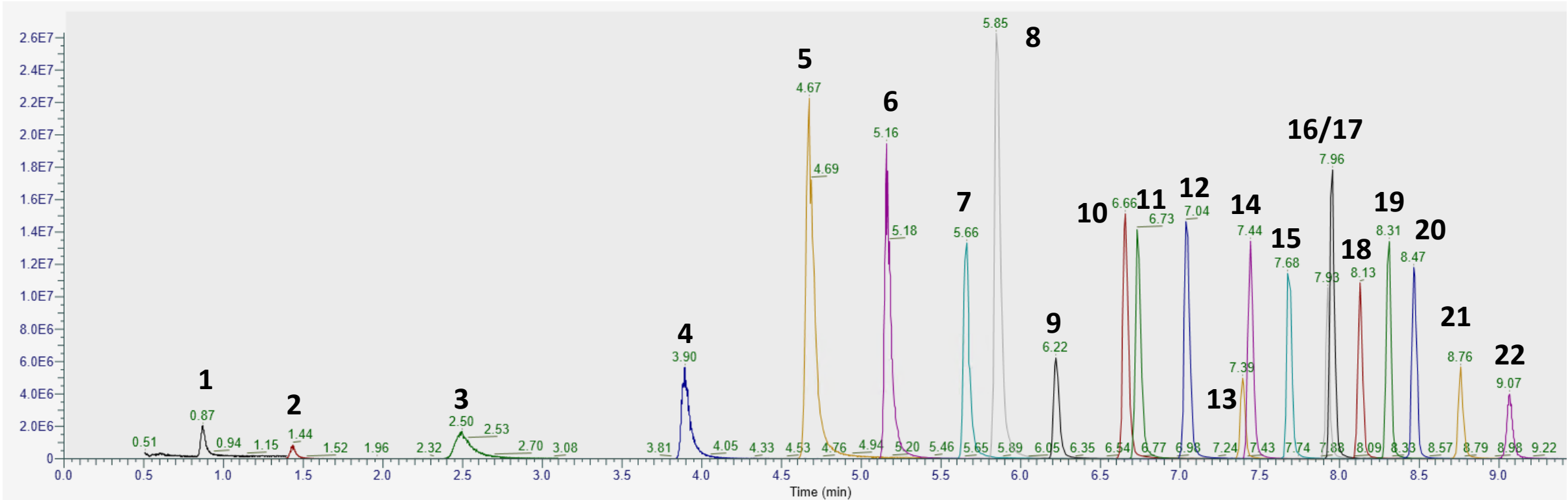


- TFA response significantly reduced – inadequate retention and distance from V_0
- Peak shapes are otherwise acceptable



- TFA response improved – not a great distance from V_0
- Peak shapes are otherwise acceptable, although PFPA somewhat broadened

PFAS PCS C18 un-normalized



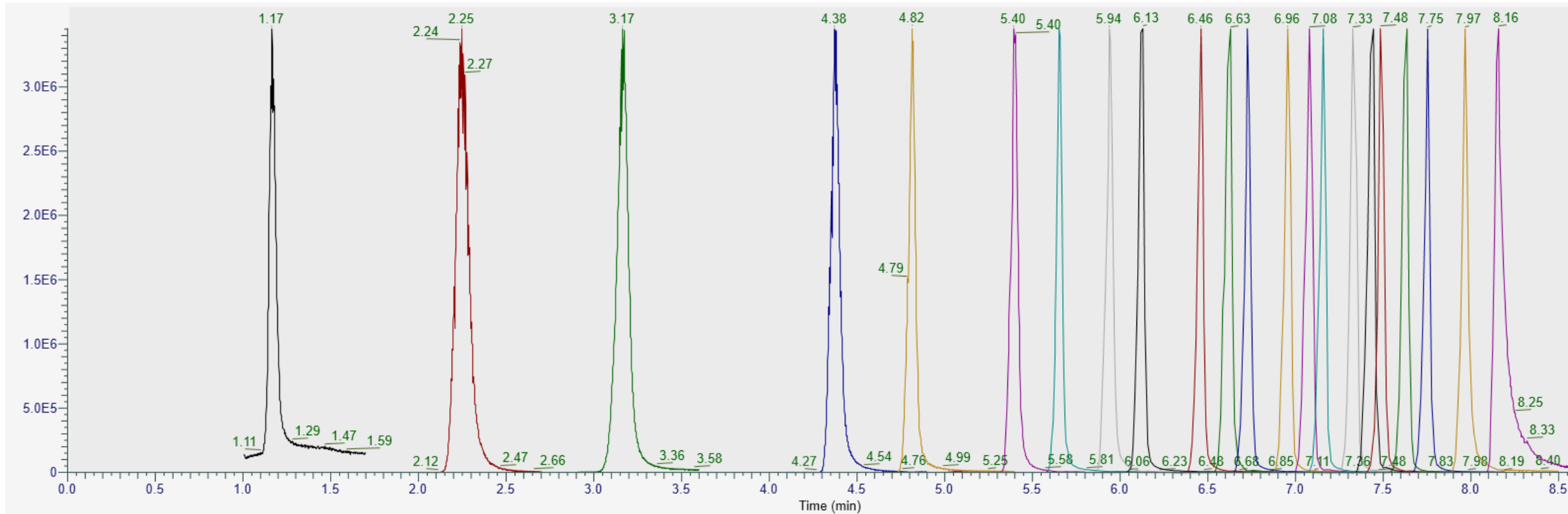
1. Trifluoro acetic acid
2. Trifluoromethane sulfonic acid
3. pentafluoropropionic acid
4. pentafluoroethanesulfonic acid
5. heptafluorobutyric acid
6. perfluoropropanesulfonic acid

7. perfluoropentanoic acid
8. perfluorobutanesulfonic acid
9. perfluorohexanoic acid
10. perfluoroheptanoic acid
11. perfluorohexanesulfonic acid
12. perfluorooctanoic acid

13. perfluorononanoic acid
14. perfluorooctanesulfonic acid
15. perfluorodecanoic acid
16. perfluoroundecanoic acid
17. perfluorodecanesulfonic acid
18. perfluorododecanoic acid

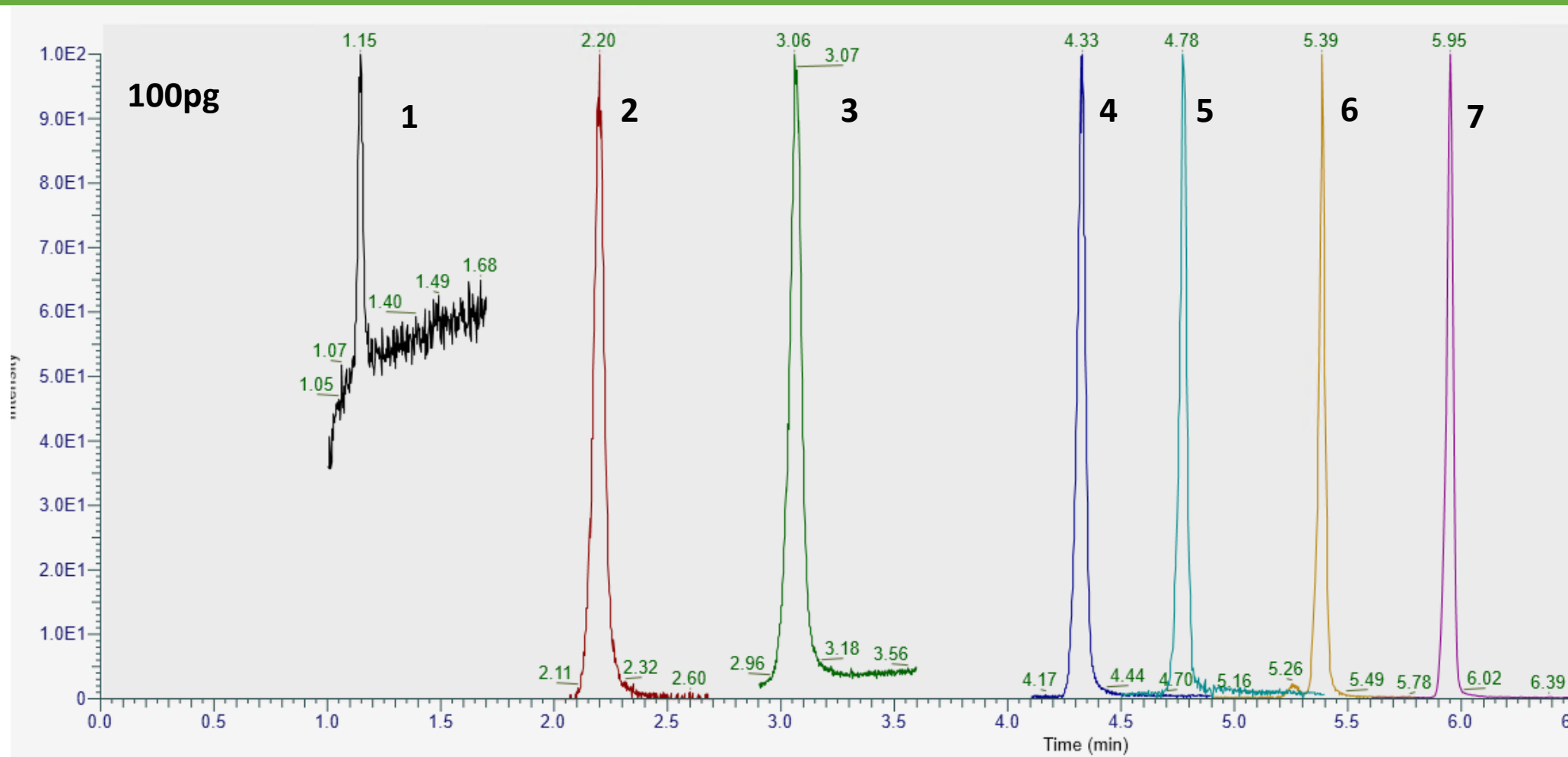
19. perfluorotridecanoic acid
20. perfluorotetradecanoic acid
21. perfluorohexadecanoic acid
22. perfluorooctadecanoic acid

PFAS PCS Phenyl Hexyl



- TFA improved distance from V_0
- Peak shapes are otherwise acceptable, although PFDoDeA somewhat broadened

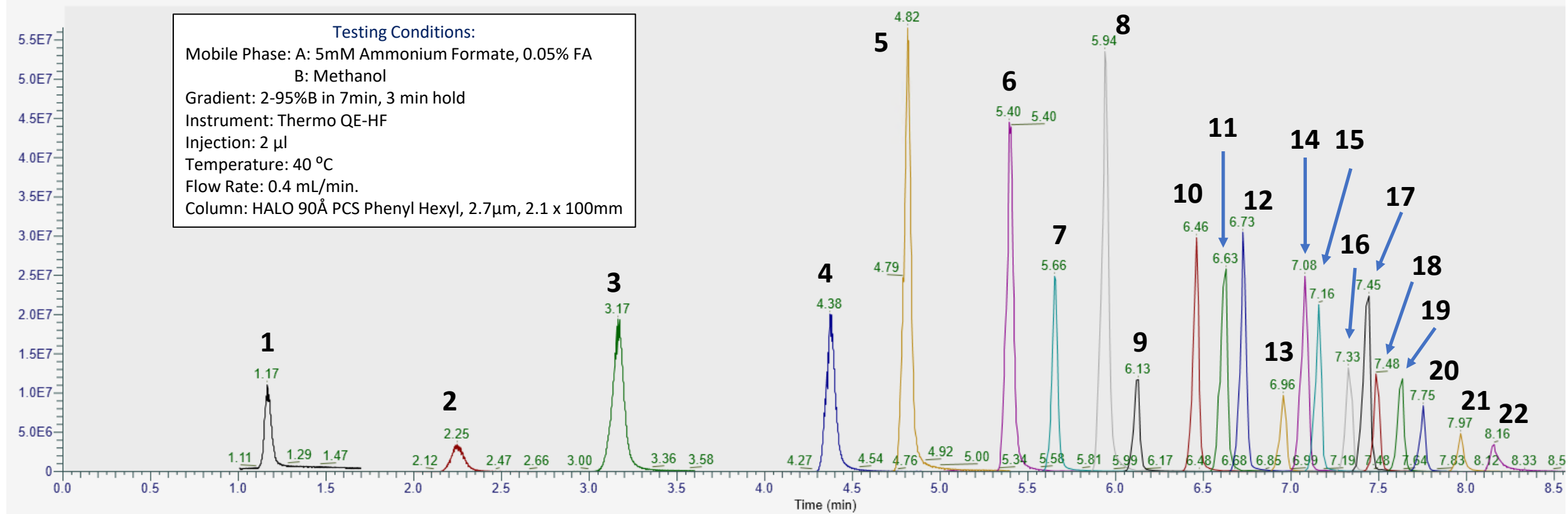
PFAS Ultra Short PCS Phenyl Hexyl



1. Trifluoro acetic acid
2. Trifluoromethane sulfonic acid
3. pentafluoropropionic acid
4. pentafluoroethanesulfonic acid
5. heptafluorobutyric acid
6. perfluoropropanesulfonic acid
7. perfluorobutanesulfonic acid

- Lower mass injections improved the peak shapes for the polar PFAS

PFAS PCS Phenyl Hexyl un-normalized HALO®



- 1. Trifluoro acetic acid
- 2. Trifluoromethane sulfonic acid
- 3. pentafluoropropionic acid
- 4. pentafluoroethanesulfonic acid
- 5. heptafluorobutyric acid
- 6. perfluoropropanesulfonic acid

- 7. perfluoropentanoic acid
- 8. perfluorobutanesulfonic acid
- 9. perfluorohexanoic acid
- 10. perfluoroheptanoic acid
- 11. perfluorohexanesulfonic acid
- 12. perfluorooctanoic acid

- 13. perfluorononanoic acid
- 14. perfluorooctanesulfonic acid
- 15. perfluorodecanoic acid
- 16. perfluoroundecanoic acid
- 17. perfluorodecanesulfonic acid
- 18. perfluorododecanoic acid

- 19. perfluorotridecanoic acid
- 20. perfluorotetradecanoic acid
- 21. perfluorohexadecanoic acid
- 22. perfluorooctadecanoic acid

- NEW -



METHOD 534: DETERMINATION OF SELECTED PER- AND POLYFLUOROALKYL SUBSTANCES IN DRINKING WATER BY SOLVENT DILUTION AND LIQUID CHROMATOGRAPHY/TANDEM MASS SPECTROMETRY

1.1 Analyte List

Analyte ^a	Abbreviation	CASRN
Hexafluoropropylene oxide dimer acid ^b	HFPO-DA	13252-13-6 ^b
Perfluorobutanesulfonic acid	PFBS	375-73-5
Perfluorodecanoic acid	PFDA	335-76-2
Perfluoroheptanoic acid	PFHpA	375-85-9
Perfluorohexanesulfonic acid	PFHxS	355-46-4
Perfluorohexanoic acid	PFHxA	307-24-4
Perfluorononanoic acid	PFNA	375-95-1
Perfluorooctanesulfonic acid	PFOS	1763-23-1
Perfluorooctanoic acid	PFOA	335-67-1

2 Method Summary

A 3–6 mL drinking water sample is collected in a tared polypropylene tube. Isotopically substituted analogues are added as internal standards. The sample is dechlorinated in the laboratory by the addition of 10 µg ascorbic acid. The sample is diluted with methanol to a final concentration of 50% methanol/50% aqueous, then 10 µL acetic acid is added. The sample is mixed, and an aliquot is transferred to an autosampler vial. The diluted sample is analyzed by liquid chromatography tandem mass spectrometry (LC-MS/MS) using a mixed-mode column with high retentivity for anions. Analytes and their internal standards are detected in the MRM mode. The concentration of each analyte is calculated using internal standard calibration.

17 Tables, Figures and Method Performance Data

Table 1. HPLC Method Conditions^a

Time (min)	% 2 mM aq. Ammonium acetate	% 2 mM ammonium acetate in methanol
Initial	100	0
2.0	100	0
3.0	50	50
15.0	5	95
17.0	5	95
18	100	0
20	100	0

^a Atlantis Premier BEH C18 AX VanGuard FIT Column, 2.5 µm, 2.1 x 50 mm, column temperature 50 °C. Flow rate of 0.4 mL/min; 200 µL injection into a 250 µL loop (while the loop was set to inject 200 µL, due to specific characteristics of the instrument sample loop the actual injected volume was 199 µL). The chromatogram in Figure 1 was obtained under these conditions.

Table 2. ESI-MS Method Conditions

ESI Conditions for Waters Absolute	
Polarity	Negative ion
Capillary needle voltage	0.90 kV
Cone gas flow	150 L/hour
Nitrogen desolvation gas	1000 L/hour
Desolvation gas temperature	400 °C

USC PFAS in Well Water ~10-100 ng/L



PFAS
Solutions

Testing Conditions:

Mobile Phase: A: 5 mM AF, 0.05% FA

B: MeOH

Gradient: 2-95%B in 7 min, 2 min hold

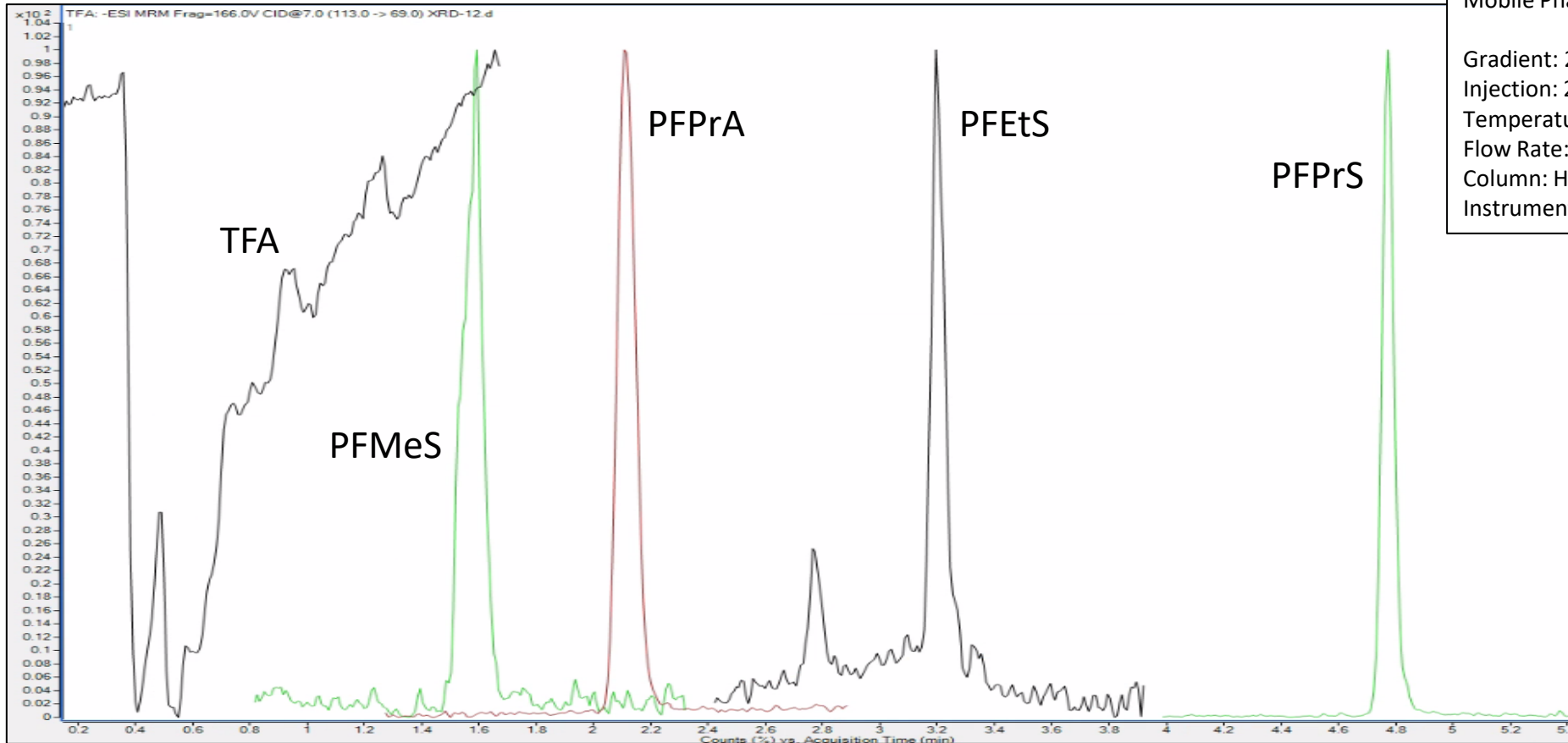
Injection: 20 μ L, 0.05% HOAc

Temperature: 40°C

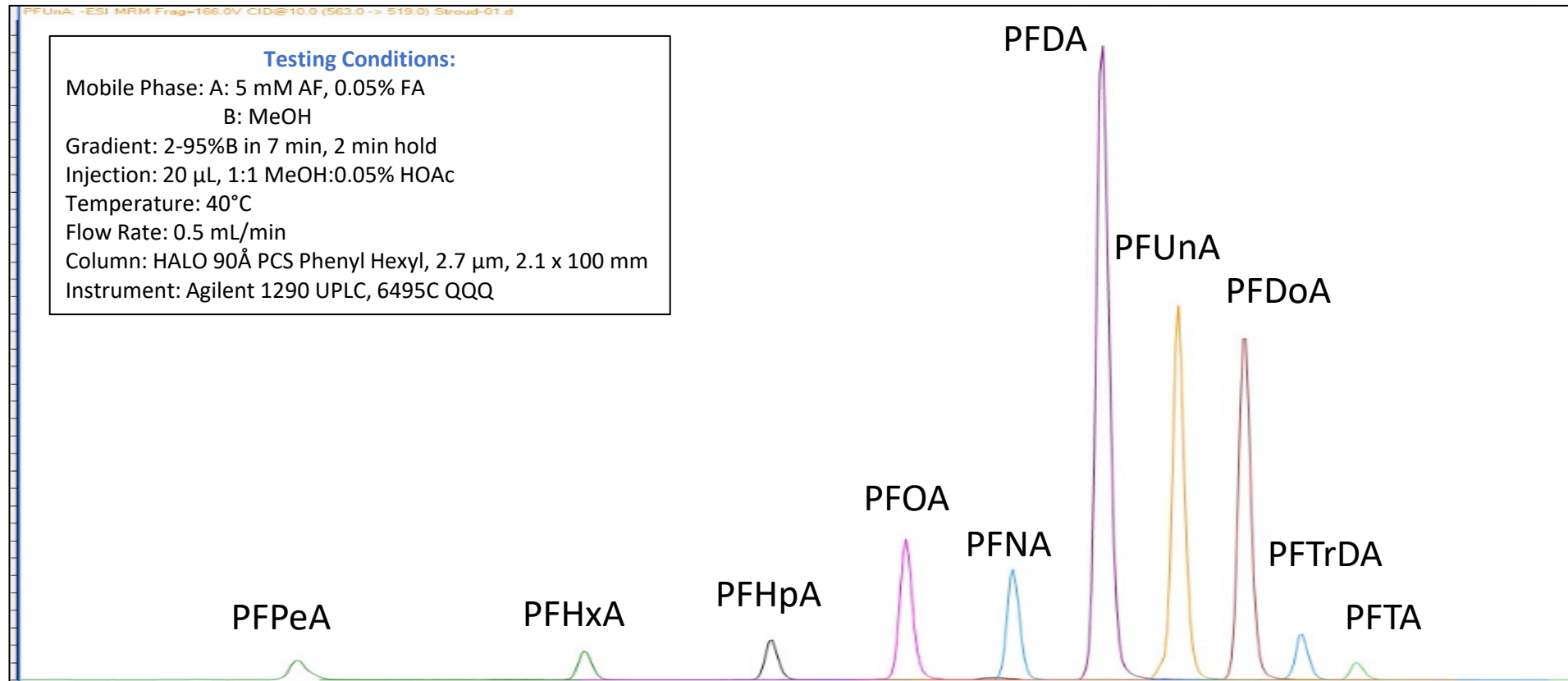
Flow Rate: 0.5 mL/min

Column: HALO 90Å PCS Phenyl Hexyl, 2.7 μ m, 2.1 x 100 mm

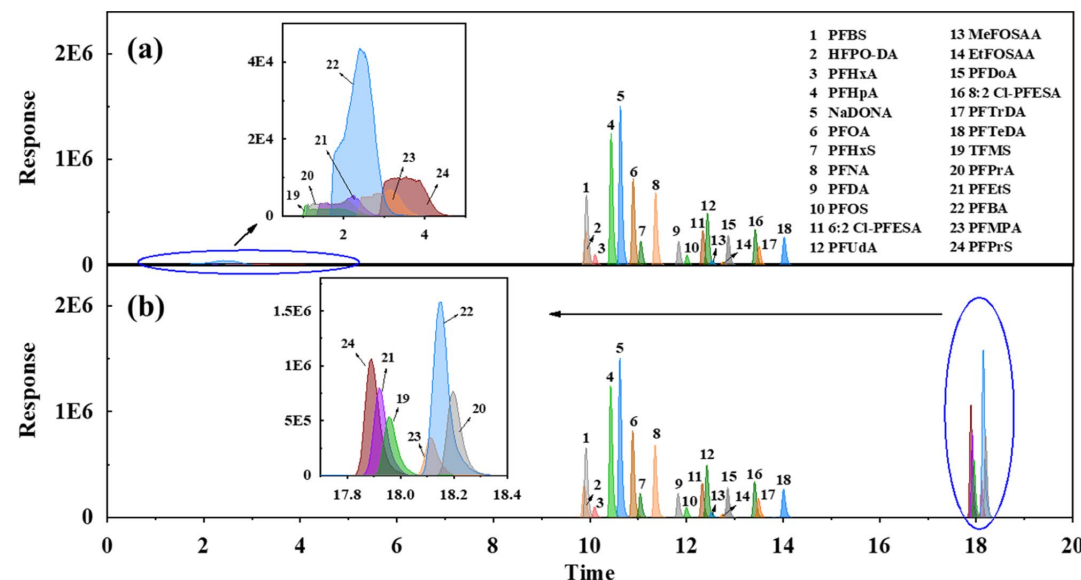
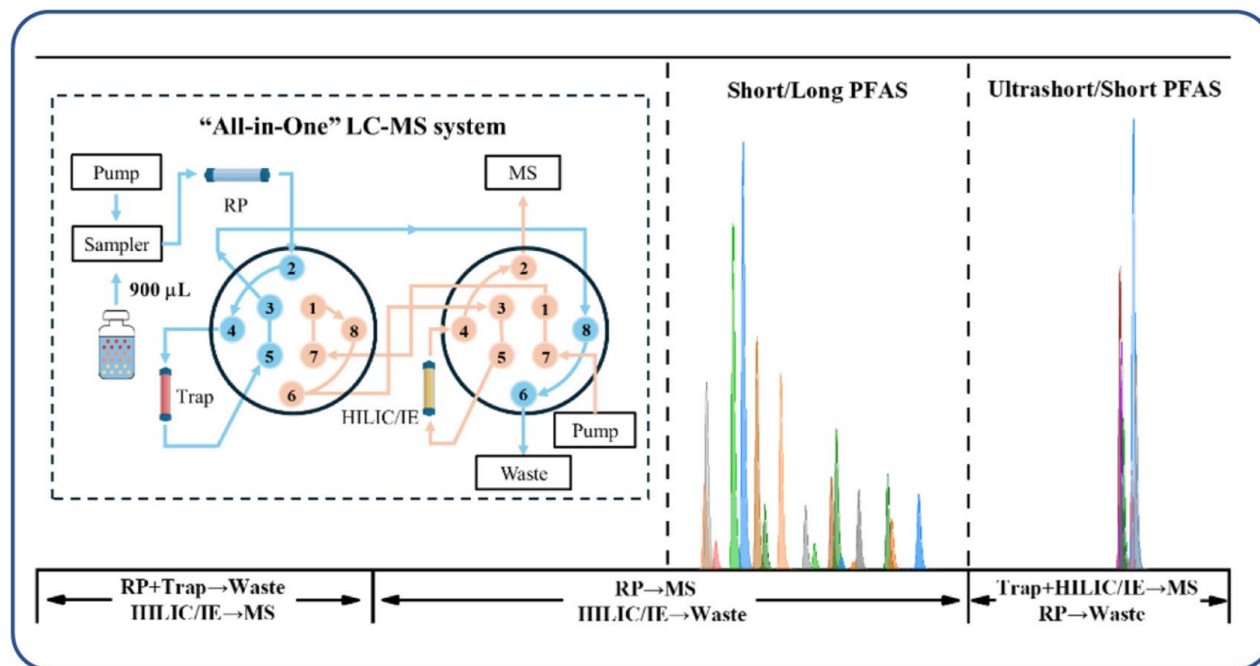
Instrument: Agilent 1290 UPLC, 6495C QQQ



Short and Long PFAS in Soil Extract $\sim 0.1-1$ ng/g



2D LC: RP/(IEX)-HILIC/AEX

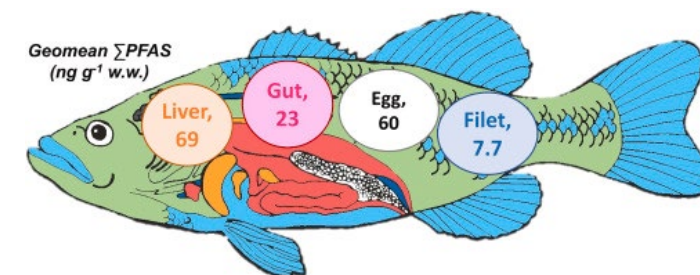


- Beneficial application for many USC through PFTeDA with reasonable throughput using larger sample (900 μ L)
- More complex hardware scenario with multiple mobile phases and columns

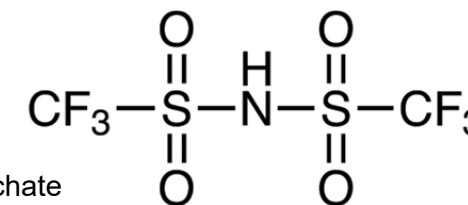
Reference: Zou, J., Zhao, M., Chan, S., Song, Y., Yan, S., and Song, W. *J. Chromatogr. A*, 1734 (2024) 465324.

Looking Forward: More!

- Capillary work/ Sensitivity Gains
 - Scale internal diameter (1.5, 1.0 mm, etc.)
 - Responding to an emerging Public Health/Regulatory need
 - Increased analysis demand will favor decreasing analysis time, solvent use, waste generation and overall cost
- Sample Prep
 - Isotopic Standards are great, but a real need is automating or eliminating sample preparation and quantification
 - Either large samples, or effective concentration, but Simpler and Cheaper
- Materials Development to enable higher sample throughput via mixed mode and multimodal Workflows:
 - One size fits all is appealing, but potentially not realistic. HILIC/AEX and HILIC/AEX with 2D approaches may offer the highest sensitivity, but a more complex workflow
- More Analytes, More Matrices: The more we look, the more we find!




Staci L. Capozzi, Chunjie Xia, Matthew Shuwal, Gillian Zaharias Miller, Jeff Gearhart, Erica Bloom, Lennart Gehrenkemper, Marta Venier, From watersheds to dinner plates: Evaluating PFAS exposure through fish consumption in Southeast Michigan, Chemosphere, Volume 345, 2023.



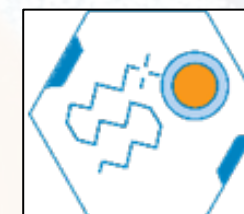
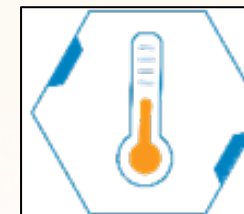

ex. Bis(trifluoromethanesulfonyl)imide: used as an electrolyte in lithium-ion batteries and is showing up especially in landfill leachate

Conclusions/ Acknowledgements

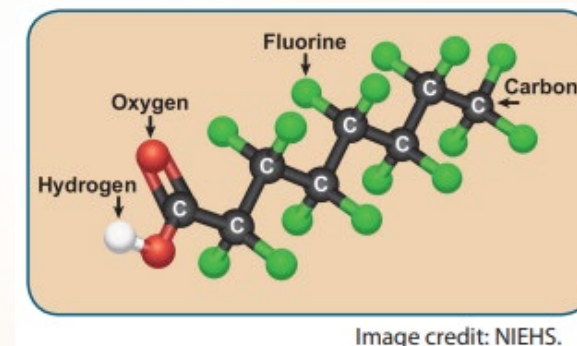
- Advanced Materials Technology
 - Support for early work on “charge-hybrid silicas”
 - Support for HILIC materials that sparked interest in anionic pollutants



- Special Thanks to...



- Technical Resources/ Support
 - halocolumns.com



Questions?

HALO®

Sales, Technical and Marketing Materials:

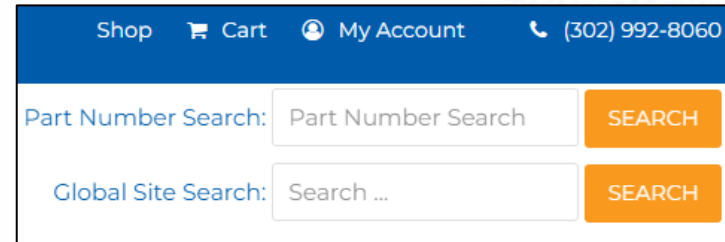
- www.halocolumns.com

Technical Support:

- support@advanced-materials-tech.com

Sales Questions/Sales Orders:

- sales@advanced-materials-tech.com



A screenshot of the HALO website's search interface. The top navigation bar includes links for 'Shop', 'Cart', 'My Account', and a phone number '(302) 992-8060'. Below this, there are two search boxes. The first is labeled 'Part Number Search:' and contains a text input field with 'Part Number Search' and an orange 'SEARCH' button. The second is labeled 'Global Site Search:' and contains a text input field with 'Search ...' and an orange 'SEARCH' button.



Conner McHale
Technical Support Specialist
Advanced Materials Technology

cmchale@advanced-materials-tech.com
Phone: 1-302-992-8060 *1124





advancedmaterialstechnology



halocolumns.com



3521 Silverside Road, Suite 1-K
Quillen Building
Wilmington, DE 19810



(302) 992-8060

